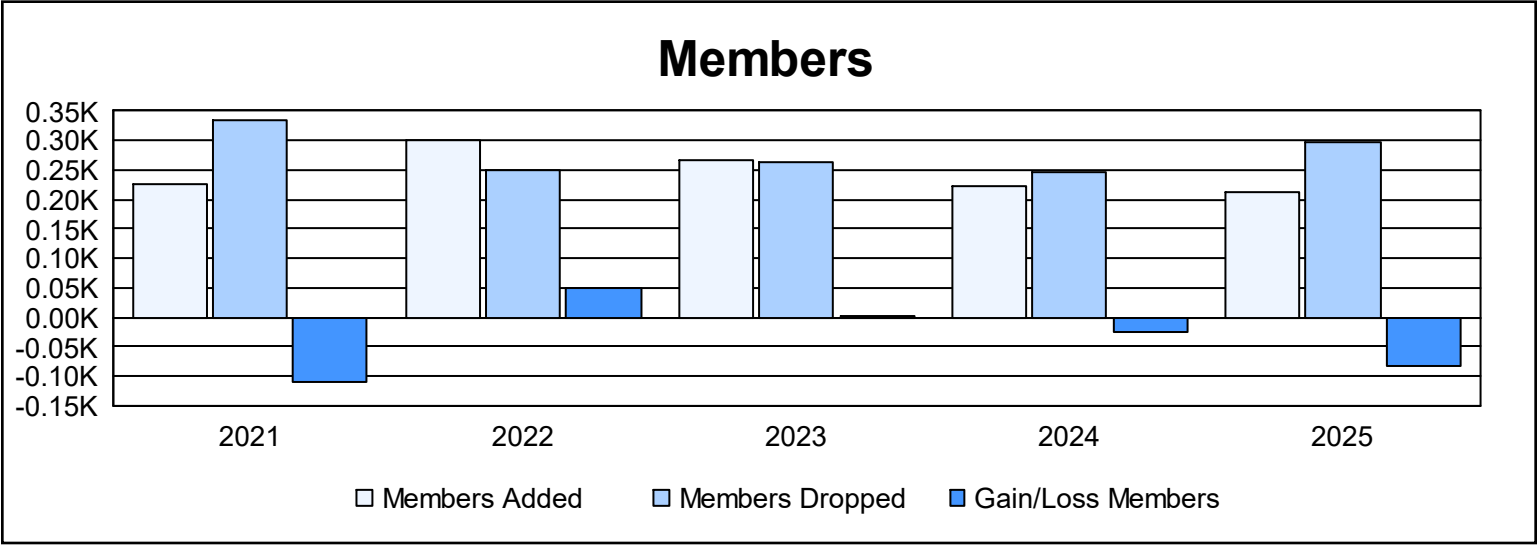
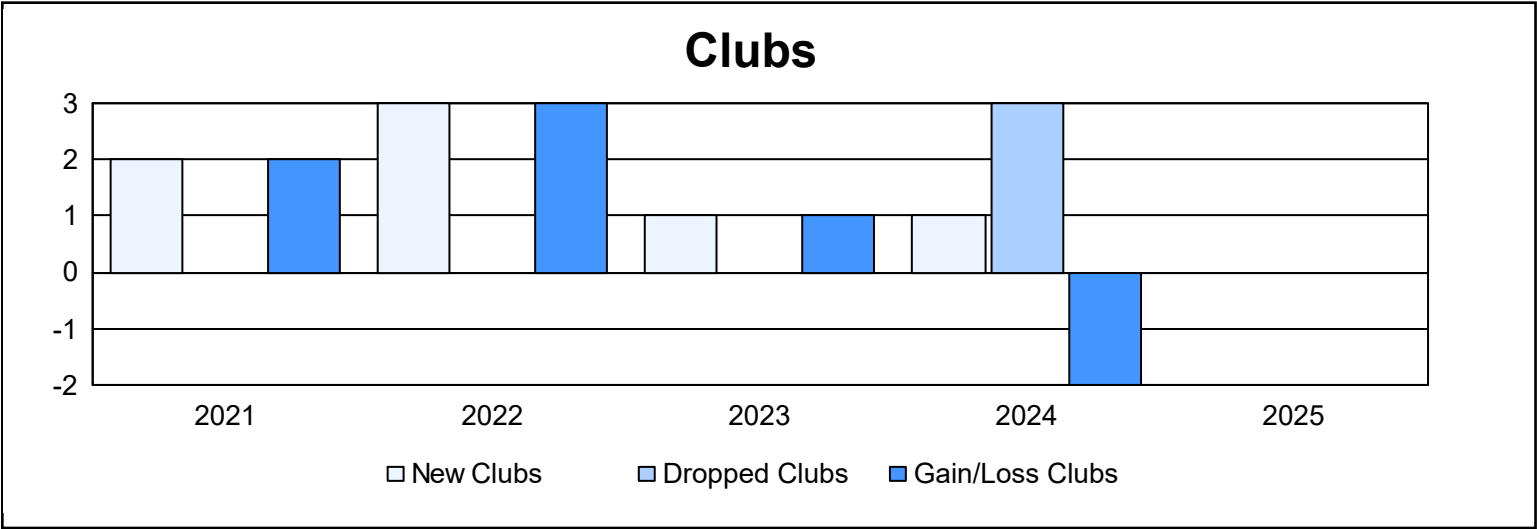
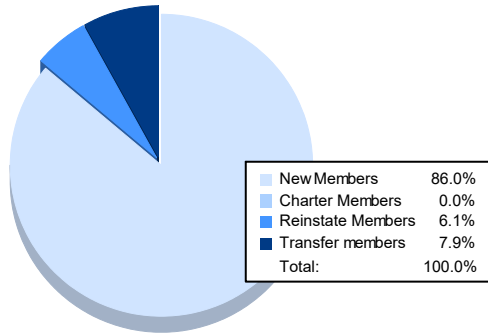


| Year | New Clubs | Dropped Clubs | Gain/ Loss Clubs | New Members | Charter Members | Reinstate Members | Transfer Members | Total Member Added | Total Members Dropped | Gain/ Loss Members |
|-----------|-----------|---------------|------------------|-------------|-----------------|-------------------|------------------|--------------------|-----------------------|--------------------|
| 2020-2021 | 2 | 0 | 2 | 142 | 63 | 5 | 16 | 226 | 335 | -109 |
| 2021-2022 | 3 | 0 | 3 | 195 | 88 | 2 | 14 | 299 | 249 | 50 |
| 2022-2023 | 1 | 0 | 1 | 211 | 33 | 9 | 13 | 266 | 263 | 3 |
| 2023-2024 | 1 | 3 | -2 | 172 | 29 | 5 | 17 | 223 | 248 | -25 |
| 2024-2025 | | | | 184 | 0 | 13 | 17 | 214 | 296 | -82 |
| Average | 2 | 1 | 1 | 181 | 43 | 7 | 15 | 246 | 278 | -33 |



Membership Composition June 2025 Cumulative



Gender Composition June 2025 Cumulative

